

Key Stage 1 Phonics Screening check



Brilliance, through Bowsland Best

Outline


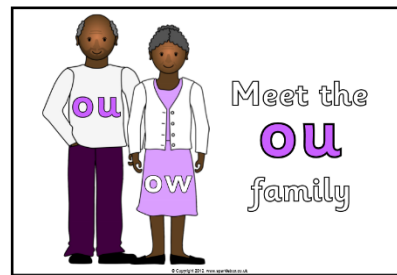



- What is phonics?
- What is the purpose?
- How the test is administered?
- What happens during the check?
- How you can support your child?

What is phonics?

- Children have 20 minute daily discrete phonics lessons.
- Children are taught to read by breaking down words into separate **sounds** or 'phonemes'. They are then taught how to **blend** these sounds together to read the whole word.
- There are around 40 different sounds.



What is phonics?



Phonics screening check

- The Year 1 phonics check was introduced in 2012.
- Every Year 1 child in the country will be taking the statutory screening check in the week beginning the 10th June.
- The focus of the check is to provide evidence of children's decoding and blending skills, not to test their vocabulary.

How will the check be administered?

- The teachers will conduct all of the screening checks with the children.
- They will complete the check one to one in a quiet area of the school.
- Teachers are not permitted to indicate to the children at the time whether they have correctly sounded out and or/ blended the word.



How will the test be administered?

Remember that the children have carried out similar assessments many times before so they will be used to the environment and layout.

They actually enjoy the time one to one with their teachers!



What happens during the check?

- The test contains 40 words.
- It should take approximately 10 minutes per child, although all children are different and will complete the check at their own pace.
- The list of words the children read is a combination of 20 real words and 20 pseudo words (nonsense words.)



Examples

in

at

beg

sum


ot



vap



osk




ect



Nonsense words

- The nonsense words will be indicated with a picture of an alien.
- They are included because they will be new to a pupils. They do not favour children with a good vocabulary knowledge or visual memory of words.



Results

- All parents will be informed of their child's results by the end of the summer term.
- The letter will confirm if your child has met the national standard threshold.
- Children who do not achieve the expected level will retake the test when they are in Year 2.



How to Help Your Child

Encourage them to use their sounds and actions to find the sound they need.

Children can practise their phonics by playing games online. The children particularly like -

- * Buried Treasure
 - * PoopdeckPirates
 - * Picnic on Pluto
- School run website



How to Help Your Child

REMEMBER Phonics is not the only way you become a good reader. Continue to read with your child each night and encourage them to:

- Sound out, re-read to check it makes sense, and use pictures for clues.
- Ask questions about the book;
- And most importantly **ENJOY READING**



**Thank you for your
time**

