








We Are Team Bowland: Teamwork

	Monday	Tuesday	Wednesday	Thursday	Friday
	What is Teamwork?	Trusted Adults	Helping Others	Skills of Collaboration	Design a Challenge
Challenge level 1	<p>What does the word teamwork mean? Discuss this with an adult.</p> <p>Have a look at the picture below. What examples of teamwork can you see? Create a list of mind map of all of the examples you can see.</p>	<p>Draw a picture of your trusted adult.</p> <p>Around the outside of the picture, list all of the adjectives you would use to describe them.</p> <p>You could always write a short paragraph describing why they are so important to you.</p>	<p>How have you helped others during this time?</p> <p>Create a video of you explaining how you have helped other people or create a video of you in action helping someone else.</p>	<p>Use the video link all about how meerkats and ants work as a team. Create a comic strip about one of these using the template below to tell the story of how they work together.</p> <p>https://www.bbc.co.uk/teach/class-clips-video/science-ks1-ks2-wonders-of-nature-how-meerkats-interact-in-the-wild/z7h6nrd</p> <p>https://www.youtube.com/watch?v=fjyTkagc8B</p> 	<p>Your task today is to create a teamwork challenge for you and your family to take part in.</p> <p>Draw a picture of your chosen team building activity.</p> <p>Create a slogan about teamwork to go with it.</p> 
Challenge level 2	<p>Complete the Frayer model below about the word teamwork.</p>	<p>If you could choose a superhero or a book character to be your trusted adult, who would it be and why? What skills would they have and why would they be useful?</p>  	<p>Write a thank you card to someone who has helped you.</p> <p>Give a clear reason why you are so thankful.</p> 	<p>Use the video clip all about how meerkats work as a team. Write a commentary detailing how the animals show team working skills.</p> <p>https://www.bbc.co.uk/teach/class-clips-video/science-ks1-ks2-wonders-of-nature-how-meerkats-interact-in-the-wild/z7h6nrd</p> 	<p>Create a labelled diagram of your chosen teambuilding activity.</p> <p>Explain how to complete your teambuilding activity. What do you need? How many people can take part? What are the rules?</p>
Year 6 Transition	<p>Consider a team that you would like to join.</p> <p>Write an application to join your chosen team.</p> <p>Eg: Barcelona football team, Bristol Zoo, Lego designers.</p> <p>Consider why you would be good at the job and what skills you would bring to the role.</p>	<p>Like the activity above but this time, create a team of trusted adults for secondary school. These could be book characters or superheroes.</p>  <p>Write an explanation about why they would be the best team.</p>	<p>Write a thank you letter to someone who has helped you.</p>	<p>Using the same video clip, write a diary entry from the perspective from one of the meerkats. Explain how they work as a team as part of their normal day.</p>	<p>Imagine you have completed the task. Was it successful? How did everyone get on?</p> <p>Recount how you imagine the activity might go.</p> <p>Or</p> <p>You could complete the task and then recount how the activity went.</p>

Wider Curriculum: Whole School Projects Term 6

Frayer Model



Definition:	Illustration:
Examples:	Non-Examples:

The Frayer Model is a 2x2 grid with a central oval. The four quadrants are labeled: Definition (top-left), Illustration (top-right), Examples (bottom-left), and Non-Examples (bottom-right). The central oval is empty and serves as a focal point for the concept being studied.

Wider Curriculum: Whole School Projects Term 6

