




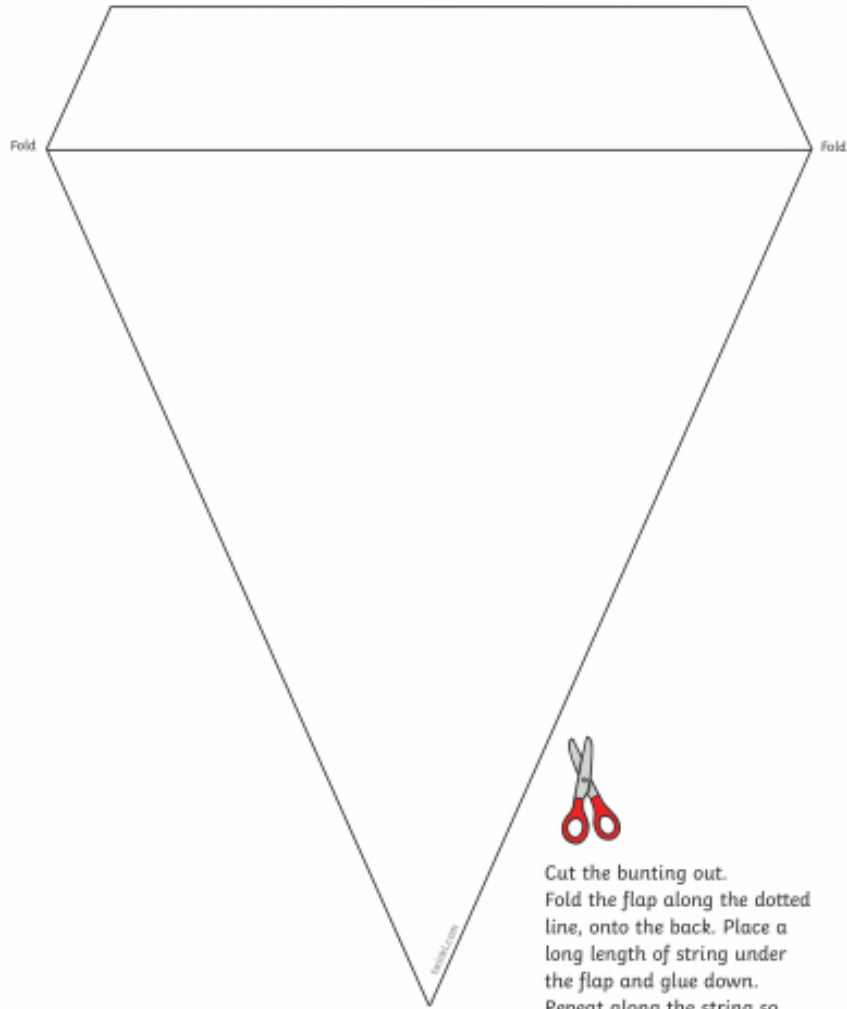



We Are Team Bowsland: Pride

	Monday	Tuesday	Wednesday	Thursday	Friday
Challenge level 1	<p>Pride – what does it mean?</p> <p>Discuss this with a member of your family. You could write a definition and draw a picture to represent it.</p>	<p>We are all members of Team Bowsland – what does it mean to you? Discuss this with your family.</p> <p><i>I am proud to be part of Team Bowsland because....</i></p> <p>You could create some bunting with a reason on each piece. Please see the template below.</p> 	<p>Tell us about yourself – what makes you proud to be you!</p> <p><i>I am proud of myself because....</i></p>  <p>Using the template below, draw a picture of yourself in the middle and then in each of the petals add a reason why you are proud of yourself.</p>	<p><u>Pride Project</u></p> <p>Create your own self-portrait in the style of Romero Britto. The image of yourself should be colourful and represent colours and patterns that you like and make you happy.</p> <p>More about the artist: https://britto.com/romeros-story/ Taken from his website: 'Romero Britto, the founder of the Happy Art Movement has created a visual language of love, hope and happiness all its own that inspires millions worldwide.'</p> 	
	<p>How many examples of 'pride' can you think of?</p> <p>You can present this how you wish. Eg: drawings, mind map or PowerPoint.</p> <p>Can you identify examples and non-examples of 'pride'?</p>	<p>Create an acrostic poem using the letters from 'pride' explaining what it means to be part of Team Bowsland.</p> <p>P R I D E</p> <p>You could extend this to 'Pride on Team Bowsland'.</p>	<p>Tell us about yourself – what makes you proud to be you!</p> <p>Consider various areas of your life such as your religion, your own characteristics, your beliefs etc..</p> <p>Use the fact file template below or you could create a poster to tell us all about your wonderful self!</p>	<p>Create your self-portrait like in challenge 1. Consider how you will add detail to the background to show things about yourself and the things that make you who you are.</p> <p>For example: You could include the Team Bowsland logo, things you are proud of and/or images linked to your beliefs. You could also be creative and add words to your background too.</p> 	
	<p>Consider all of the times you have been proud of yourself (this may include times when you may not have been successful but you are still proud of yourself for your efforts).</p> <p>How can you learn from this? How will this help you in the future?</p>	<p>Create a memory book showing what Team Bowsland means to you.</p> <p>https://www.laurenstringer.com/uploads/2/5/1/6/14/25641572/make_a_six-page_book_out_of_one_sheet_of_paper.pdf</p> <p>This link shows you how to make a mini paper booklet.</p>	<p>Write a letter to your new Head of Year – what can you tell them about yourself? What examples can you give about how you have shown the value 'pride' whilst on Team Bowsland?</p> 	<p>Create a second self-portrait. This time the background should represent ideas linked to your future self. What will you be proud of yourself for?</p> <p>For example: Passing your driving test (even if you find it really hard!), being kind, including others in games and activities in your new school or helping others in the community.</p>	

Wider Curriculum: Whole School Projects Term 6



Cut the bunting out.
Fold the flap along the dotted line, onto the back. Place a long length of string under the flap and glue down.
Repeat along the string so you make a string of bunting.



Wider Curriculum: Whole School Projects Term 6



twinkl.com



A large rounded rectangular box containing ten vertical lines, intended for writing notes or a list.

A large rounded rectangular box containing ten vertical lines, intended for writing notes or a list.

A smaller rounded rectangular box containing four vertical lines, intended for writing notes or a list.

A large empty rounded rectangular box, intended for drawing or free writing.